

Description

This anchor is a high-strength, case hardened screw with twin-lead, v-notched threads for anchoring into concrete, masonry, and brick. Advanced R-Blocker™ coating offers exceptional test results in salt spray testing. Wej-Con concrete screws install quickly in a pre-drilled hole and **can be removed and reinstalled** as often as necessary.

Key Features & Benefits

- ▶ Cuts threads in structural concrete, hollow block, brick, mortar, CMU, etc.
- ▶ Twin-lead threads with V-notches
 - Eases installation
 - Increases pullout values
- ▶ Slotted hex washer head and Phillips flat head available
- ▶ Gimlet or diamond point
- ▶ Drill bit included in each box
- ▶ **Blue or White R-Blocker** corrosion-resistant finish on all carbon steel anchors
 - Provides **1000+ hours** of salt spray resistance† per ASTM B117
- ▶ **Silver R-Blocker** corrosion-resistant finish on all 410 stainless steel anchors
 - Provides **1500+ hours** of salt spray resistance† per ASTM B117
 - **ACQ-compatible**
- ▶ Can be removed and reinstalled as often as necessary

Applications

- ▶ Cladding
- ▶ Brick Ties
- ▶ Window Frames
- ▶ Upright Metal Shelves
- ▶ Strapping or 2X4 Studs
- ▶ Conduit Clips
- ▶ ACQ-Treated Lumber (Stainless Steel Wej-Con Screw Only)



Specifications, Listings and Approvals

Diameters: 3/16" and 1/4"

Threads: Twin-lead and v-notched

Head Style: Slotted hex washer head and Phillips flat head

Blue / White Materials:

Anchor Body: Head treated C1022 carbon steel

Heat Treatment: HRC 52 min. with core hardness of HRC 32 – 40 max.

Finish: Blue or White R-Blocker coating, which provides 1000+ hours of salt spray resistance† per ASTM B117

Silver Materials:

Anchor Body: 410 stainless steel

Finish: Silver R-Blocker coating, which provides 1500+ hours of salt spray resistance† per ASTM B117; is also ACQ-compatible

Anchor Body: 304 stainless steel

†Hours to initial sign of red rust (<10%). Tests performed on uninstalled fasteners.

Installation Information

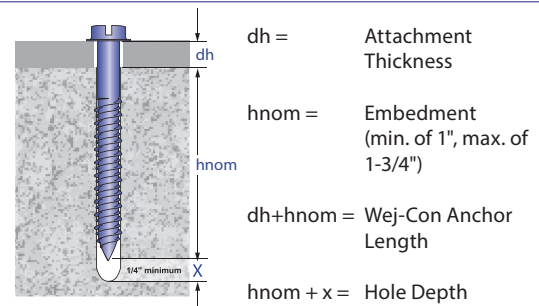
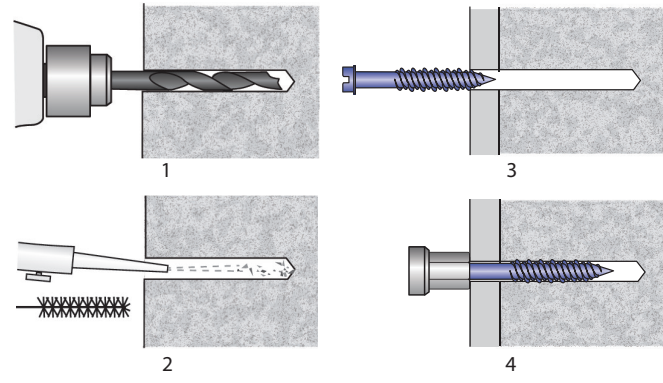
Instructions

1. Use the correct size masonry drill bit (one included in every box) and drill the hole at least 1/4" deeper than the calculated embedment depth.

It is recommended that a minimum of 1" and a maximum of 1-3/4" embedment be used.

2. Clean the hole using a nylon brush and compressed air.
3. Place the anchor point through the fixture into hole.
4. Drive the anchor in a single continuous motion until the anchor is set firmly against the fixture.

NOTE: Always wear safety glasses. Normal safety precautions should be observed when drilling the holes to avoid electrical installations, other utilities and reinforcement bars.



Performance Data

Ultimate and Allowable Loads (lbs.) – Normal-Weight Concrete

Anchor Dia. (in.)	Drill Bit Dia. (in.)	Embed. Depth (in.)	Allowable						Ultimate					
			2,000 psi		3,000 psi		4,000 psi		2,000 psi		3,000 psi		4,000 psi	
			Tension	Shear	Tension	Shear	Tension	Shear	Tension	Shear	Tension	Shear	Tension	Shear
3/16	5/32	1	125	175	130	175	135	180	500	700	520	700	540	720
		1-1/4	135	210	150	215	175	230	540	840	600	860	700	920
		1-3/8	175	225	190	225	210	230	700	900	760	900	840	920
		1-1/2	180	230	220	230	245	235	720	920	880	920	980	940
		1-3/4	250	235	275	235	300	240	1000	940	1100	940	1200	960
1/4	3/16	1	155	215	160	220	220	230	620	860	640	880	880	920
		1-1/4	205	285	265	310	335	355	820	1140	1060	1240	1340	1420
		1-3/8	230	325	300	340	365	360	920	1300	1200	1360	1460	1440
		1-1/2	255	350	330	355	400	360	1020	1400	1320	1420	1600	1440
		1-3/4	400	370	420	375	440	375	1600	1480	1680	1500	1720	1500


*Allowable load capacities are calculated using an applied safety factor of 4:1

Ultimate and Allowable Loads (lbs.) – Hollow Block

Anchor Dia. (in.)	Drill Bit Dia. (in.)	Embed. Depth (in.)	Allowable		Ultimate	
			Tension	Shear	Tension	Shear
3/16	5/32	1	115	165	460	660
		1-1/4	125	200	500	800
		1-3/8	150	205	600	820
		1-1/2	155	215	620	860
		1-3/4	160	220	640	880
1/4	3/16	1	135	190	540	760
		1-1/4	185	275	740	1100
		1-3/8	220	320	880	1280
		1-1/2	245	345	980	1380
		1-3/4	290	365	1160	1460


*Allowable load capacities are calculated using an applied safety factor of 4:1

Order Information




Flat Head: Carbon Steel with Blue R-Blocker Coating				
Catalog Number	Anchor Size	Phillips Drive Size	Box Quantity	Carton Quantity
FCS3611	3/16 x 1-1/4	#2	100	600
FCS3613	3/16 x 1-3/4	#2	100	600
FCS3621	3/16 x 2-1/4	#2	100	600
FCS3623	3/16 x 2-3/4	#2	100	600
FCS3631	3/16 x 3-1/4	#2	100	600
FCS3633	3/16 x 3-3/4	#2	100	600
FCS3640	3/16 x 4	#2	100	600
FCS1411	1/4 x 1-1/4	#3	100	600
FCS1413	1/4 x 1-3/4	#3	100	600
FCS1421	1/4 x 2-1/4	#3	100	600
FCS1423	1/4 x 2-3/4	#3	100	600
FCS1431	1/4 x 3-1/4	#3	100	600
FCS1433	1/4 x 3-3/4	#3	100	600
FCS1440	1/4 x 4	#3	100	600
FCS1450	1/4 x 5	#3	100	600
FCS1460	1/4 x 6	#3	100	600

*One drill bit included per box of screws



Hex Washer Head: Carbon Steel with Blue R-Blocker Coating				
Catalog Number	Anchor Size	Drive Size	Box Quantity	Carton Quantity
HCS3611	3/16 x 1-1/4	5/16" hex with slot	100	600
HCS3613	3/16 x 1-3/4	5/16" hex with slot	100	600
HCS3621	3/16 x 2-1/4	5/16" hex with slot	100	600
HCS3623	3/16 x 2-3/4	5/16" hex with slot	100	600
HCS3631	3/16 x 3-1/4	5/16" hex with slot	100	600
HCS3633	3/16 x 3-3/4	5/16" hex with slot	100	600
HCS3640	3/16 x 4	5/16" hex with slot	100	600
HCS1411	1/4 x 1-1/4	5/16" hex with slot	100	600
HCS1413	1/4 x 1-3/4	5/16" hex with slot	100	600
HCS1421	1/4 x 2-1/4	5/16" hex with slot	100	600
HCS1423	1/4 x 2-3/4	5/16" hex with slot	100	600
HCS1431	1/4 x 3-1/4	5/16" hex with slot	100	600
HCS1433	1/4 x 3-3/4	5/16" hex with slot	100	600
HCS1440	1/4 x 4	5/16" hex with slot	100	600
HCS1450	1/4 x 5	5/16" hex with slot	100	600
HCS1460	1/4 x 6	5/16" hex with slot	100	600

*One drill bit included per box of screws



Flat Head: Carbon Steel with White R-Blocker Coating

Catalog Number	Anchor Size	Phillips Drive Size	Box Quantity	Carton Quantity
FCSW3611	3/16 x 1-1/4	#2	100	600
FCSW3613	3/16 x 1-3/4	#2	100	600
FCSW3621	3/16 x 2-1/4	#2	100	600
FCSW3623	3/16 x 2-3/4	#2	100	600
FCSW3631	3/16 x 3-1/4	#2	100	600
FCSW3633	3/16 x 3-3/4	#2	100	600
FCSW3640	3/16 x 4	#2	100	600
FCSW1411	1/4 x 1-1/4	#3	100	600
FCSW1413	1/4 x 1-3/4	#3	100	600
FCSW1421	1/4 x 2-1/4	#3	100	600
FCSW1423	1/4 x 2-3/4	#3	100	600
FCSW1431	1/4 x 3-1/4	#3	100	600
FCSW1433	1/4 x 3-3/4	#3	100	600
FCSW1440	1/4 x 4	#3	100	600

*One drill bit included per box of screws



Hex Washer Head: Carbon Steel with White R-Blocker Coating

Catalog Number	Anchor Size	Drive Size	Box Quantity	Carton Quantity
HCSW3611	3/16 x 1-1/4	5/16" hex with slot	100	600
HCSW3613	3/16 x 1-3/4	5/16" hex with slot	100	600
HCSW3621	3/16 x 2-1/4	5/16" hex with slot	100	600
HCSW3623	3/16 x 2-3/4	5/16" hex with slot	100	600
HCSW3631	3/16 x 3-1/4	5/16" hex with slot	100	600
HCSW3633	3/16 x 3-3/4	5/16" hex with slot	100	600
HCSW3640	3/16 x 4	5/16" hex with slot	100	600
HCSW1411	1/4 x 1-1/4	5/16" hex with slot	100	600
HCSW1413	1/4 x 1-3/4	5/16" hex with slot	100	600
HCSW1421	1/4 x 2-1/4	5/16" hex with slot	100	600
HCSW1423	1/4 x 2-3/4	5/16" hex with slot	100	600
HCSW1431	1/4 x 3-1/4	5/16" hex with slot	100	600
HCSW1433	1/4 x 3-3/4	5/16" hex with slot	100	600
HCSW1440	1/4 x 4	5/16" hex with slot	100	600

*One drill bit included per box of screws



Flat Head: 410 Stainless Steel with Silver R-Blocker Coating

Catalog Number	Anchor Size	Phillips Drive Size	Box Quantity	Carton Quantity
FCSS1411	1/4 x 1-1/4	#3	100	600
FCSS1413	1/4 x 1-3/4	#3	100	600
FCSS1421	1/4 x 2-1/4	#3	100	600
FCSS1423	1/4 x 2-3/4	#3	100	600
FCSS1431	1/4 x 3-1/4	#3	100	600
FCSS1433	1/4 x 3-3/4	#3	100	600


*One drill bit included per box of screws



Hex Washer Head: 410 Stainless Steel with Silver R-Blocker Coating

Catalog Number	Anchor Size	Drive Size	Box Quantity	Carton Quantity
HCSS1411	1/4 x 1-1/4	5/16" hex	100	600
HCSS1413	1/4 x 1-3/4	5/16" hex	100	600
HCSS1421	1/4 x 2-1/4	5/16" hex	100	600
HCSS1423	1/4 x 2-3/4	5/16" hex	100	600
HCSS1431	1/4 x 3-1/4	5/16" hex	100	600
HCSS1433	1/4 x 3-3/4	5/16" hex	100	600

*One drill bit included per box of screws



Flat Head: 304 Stainless Steel

Catalog Number	Anchor Size	Phillips Drive Size	Box Quantity	Carton Quantity
FC4S1413	1/4 x 1-3/4	#3	100	600
FC4S1421	1/4 x 2-1/4	#3	100	600
FC4S1423	1/4 x 2-3/4	#3	100	600
FC4S1431	1/4 x 3-1/4	#3	100	600

*One drill bit included per box of screws



Hex Washer Head: 304 Stainless Steel

Catalog Number	Anchor Size	Drive Size	Box Quantity	Carton Quantity
HC4S1413	1/4 x 1-3/4	5/16" hex	100	600
HC4S1421	1/4 x 2-1/4	5/16" hex	100	600
HC4S1423	1/4 x 2-3/4	5/16" hex	100	600
HC4S1431	1/4 x 3-1/4	5/16" hex	100	600

*One drill bit included per box of screws

For more information, please contact:



Divisions of Mechanical Plastics Corp.
110 Richards Avenue • Norwalk, CT 06854

Phone: 203-857-2200

Fax: 203-857-2201 • E-mail: sales@wej-it.com

www.toggler.com • www.wej-it.com

Wej-Con®, R-Blocker™, TOGGLER logo and typeface, Wej-It® and High-Performance Anchors® are trademarks of Mechanical Plastics Corp. ©2014, 2024 Mechanical Plastics Corp. Rev. 4/24